




















Available in Standard, Isolated Ground (IG) and Tamper-Resistant (TR) versions.

 Tamper-Resistant



	Amp	Circuits	# Single Recept.	Receptacle Spacing (in.)	Catalog Number
3 Foot	15	Single	6	6	<b>HBLALU20GB306</b>
	15	IG/Single	6	6	<b>HBLALU20IG306</b>
	15	TR/Single	6	6	<b>HBLALU20GB306TR</b> 
	20	Single	6	6	<b>HBLALU24GB306</b>
	20	IG/Single	6	6	<b>HBLALU24IG306</b>
	20	TR/Single	6	6	<b>HBLALU24GB306TR</b> 
5 Foot	15	Single	10	6	<b>HBLALU20GB506</b>
	15	Single	5	12	<b>HBLALU20GB512</b>
	15	IG/Single	10	6	<b>HBLALU20IG506</b>
	15	TR/Single	5	12	<b>HBLALU20GB512TR</b> 
	20	Single	10	6	<b>HBLALU24GB506</b>
	20	Single	5	12	<b>HBLALU24GB512</b>
	20	IG/Single	10	6	<b>HBLALU24IG506</b>
	20	TR/Single	5	12	<b>HBLALU24GB512TR</b> 
6 Foot	15	Single	12	6	<b>HBLALU20GB606</b>
	15	Single	6	12	<b>HBLALU20GB612</b>
	15	Single	4	18	<b>HBLALU20GB618</b>
	15	Two	12	6	<b>HBLALU20GBA606</b>
	15	Two	6	12	<b>HBLALU20GBA612</b>
	15	Two	4	18	<b>HBLALU20GBA618</b>
	15	IG/Single	12	6	<b>HBLALU20IG606</b>
	20	Single	12	6	<b>HBLALU24GB606</b>
	20	Single	6	12	<b>HBLALU24GB612</b>
	20	Single	4	18	<b>HBLALU24GB618</b>
	20	Two	12	6	<b>HBLALU24GBA606</b>
	20	Two	6	12	<b>HBLALU24GBA612</b>
	20	Two	4	18	<b>HBLALU24GBA618</b>
	20	IG/Single	12	6	<b>HBLALU24IG606</b>

Note: IG = Isolated Ground and TR = Tamper-Resistant.  
 Hubbell Aluminum PlugTrak is supplied with two HBLALU2010B blank end fittings and one HBLALU2001 coupling.

	Description	Catalog Number
Device Boxes	Standard 1-Gang Device Box 	<b>HBLALU2047</b>
	Deep 1-Gang Device Box 	<b>HBLALU2044</b>
	Standard 2-Gang Device Box 	<b>HBLALU20472</b>
	Deep 2-Gang Device Box 	<b>HBLALU20442</b>
	Round Box 	<b>HBLALU2038</b>
	Elbows and Tees	External Elbow 
Internal Elbow 		<b>HBLALU2017</b>
Flat Elbow 		<b>HBLALU2011</b>
Tee 		<b>HBLALU2015</b>
Fittings		Cover Clip 
	Supporting Clip 	<b>HBLALU2003</b>
	Coupling 	<b>HBLALU2001</b>
	Entrance End Fitting 	<b>HBLALU2010A</b>
	In-Line Switch Fitting 	<b>HBLALU2040A</b>
	Blank End Fitting 	<b>HBLALU2010B</b>

Note: See pages R-34 and R-35 for additional information.